2024 Capital-EMS

Capital Project/Purchase	Budget	Total Activity	Encumbrance	Amount Remaining	% Complete
Anahuac EMS Generator	75,000.00	-	-	75,000.00	0.00%
Body Armor	7,500.00	4,620.00	-	2,880.00	61.60%
Extrication-Combi Tool	20,705.00	-	-	20,705.00	0.00%
Furniture	18,400.00	5,912.04	-	12,487.96	32.13%
Jaws of Life	19,477.10	15,912.20	3,564.90	-	81.70%
Secuirty Camera (Station 2)	7,500.00	-	-	7,500.00	0.00%
Winnie EMS-Generator	75,000.00	-	-	75,000.00	0.00%
				-	
Total	**223,582.10**	**26,444.24**	**3,564.90**	**193,572.96**	**11.83%**

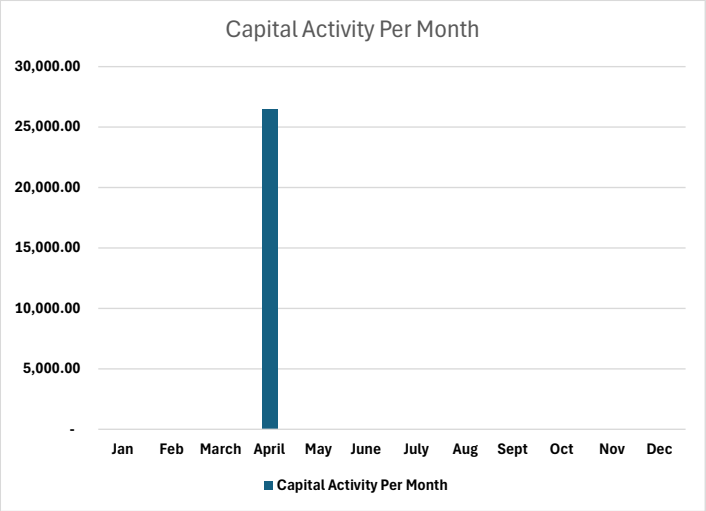

GL Account Information: 0920-670-4410 4/30/2024

Original Budget	Adjustments	Current Budget	Activity	Encumbrances	Reserves	Acct. Remaining
129,105.00	**1,038,093.95**	**1,167,198.95**	**51,054.24**	**764,098.85**	**17,815.00**	**334,230.86**

Capital Activity Per Month

Capital Project/Purchase	Jan	Feb	March	April	May	June	July	Aug	Sept	Oct	Nov	Dec
Anahuac EMS Generator	-	-	-	-								
Body Armor	-	-	-	4,620.00								
Extrication-Combi Tool	-	-	-	-								
Furniture	-	-	-	5,912.04								
Jaws of Life	-	-	-	15,912.20								
Secuirty Camera (Station 2)	-	-	-									
Winnie EMS-Generator	-	-	-									
Total	**-**	**-**	**-**	**26,444.24**	**-**	**-**	**-**	**-**	**-**	**-**	**-**	**-**

2024 Capital-Hotel/Motel

Capital Project/Purchase	Budget	Total Activity	Encumbrance	Amount Remaining	% Complete
Cedar Hill Restroom Rebuild	35,000.00	-	-	35,000.00	0.00%
Hugo Park Boat Ramp Repair	50,000.00	-	-	50,000.00	0.00%
Trash Cans Cedar Hill/Hugo Park	25,000.00	-	-	25,000.00	0.00%
McCollum Park Drive (2022 Carryover)	10,000.00	-	9,485.00	515.00	0.00%
Total	**120,000.00**	**-**	**9,485.00**	**110,515.00**	**0.00%**

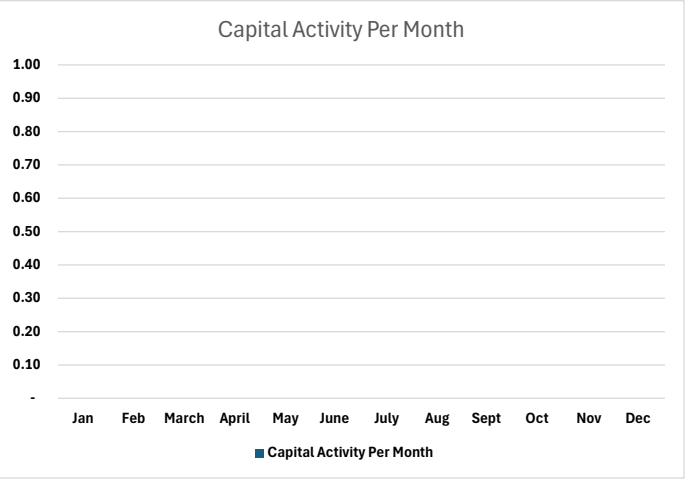

GL Account Information: 0480-645-4410 4/30/2024

Original Budget	Adjustments	Current Budget	Activity	Encumbrances	Reserves	Acct. Remaining
250,000.00	**-**	**250,000.00**	**-**	**9,485.00**	**-**	**240,515.00**

Capital Activity Per Month

Capital Project/Purchase	Jan	Feb	March	April	May	June	July	Aug	Sept	Oct	Nov	Dec
Cedar Hill Restroom Rebuild	-	-	-	-								
Hugo Park Boat Ramp Repair	-	-	-	-								
Trash Cans Cedar Hill/Hugo Park	-	-	-	-								
McCollum Park Drive (2022 Carryover)	-	-	-	-								
Total	**-**	**-**	**-**	**-**	**-**	**-**	**-**	**-**	**-**	**-**	**-**	**-**

2024 Capital-Health Services

Capital Project/Purchase	Budget	Total Activity	Encumbrance	Amount Remaining	% Complete
Comm. Dispatch Encription Console	19,000.00	-	17,378.00	1,622.00	0.00%
Comm. Dispatch Logging Recorder	18,710.92	16,506.46	-	2,204.46	88.22%
Comm. Dispatch Recording Radios	16,000.00	1,449.50	-	14,550.50	9.06%
Comm. Emergency Services Portable	10,689.08	-	10,689.08	-	0.00%
Comm. Generator BC Radio Tower	43,475.00	-	43,475.00	-	0.00%
Comm-Landfill Radio Tower	55,500.00	8,305.34	40,900.00	6,294.66	14.96%
Comm. Radio Batteries	22,300.00	21,180.00	-	1,120.00	94.98%
Comm. Radio Tower Microwave Install	17,000.00	-	-	17,000.00	0.00%
Mosquito Control GPS Spray Truck	42,763.00	1,975.00	40,787.55	0.45	4.62%
Mosquito Control Office Concrete	7,450.00	-	-	7,450.00	0.00%
Mosquito Control Spray Trucks (2)	80,400.00	-	75,189.76	5,210.24	0.00%
Mosquito Control Spray Unit	16,000.00	16,000.00	-	-	100.00%
Total	**349,288.00**	**65,416.30**	**228,419.39**	**55,452.31**	**18.73%**

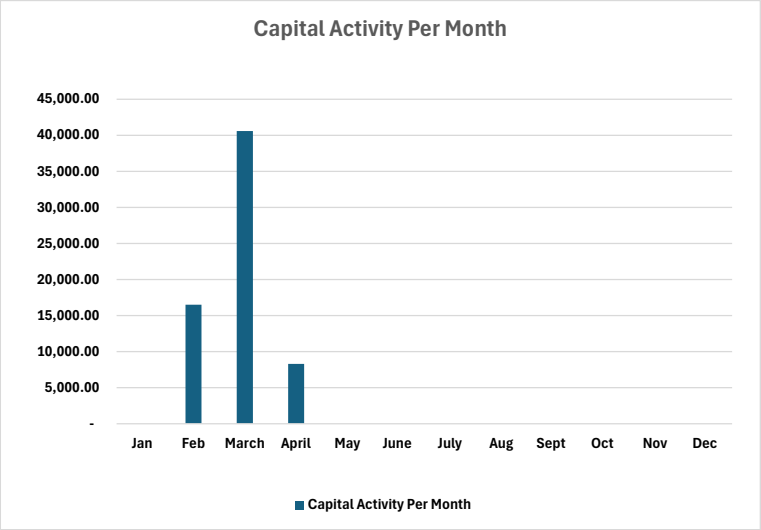

GL Account Information: 0910-670-4410 4/30/2024

Original Budget	Adjustments	Current Budget	Activity	Encumbrances	Reserves	Acct. Remaining
-	2,367,788.00	2,367,788.00	787,768.80	1,415,358.97	-	164,660.23

Capital Activity Per Month

Capital Project/Purchase	Jan	Feb	March	April	May	June	July	Aug	Sept	Oct	Nov	Dec
Comm. Dispatch Encription Console	-	-	-	-								
Comm. Dispatch Logging Recorder	-	16,506.46	-	-								
Comm. Dispatch Recording Radios	-	-	1,449.50	-								
Comm. Emergency Services Portable	-	-	-	-								
Comm. Generator BC Radio Tower	-	-	-	-								
Comm-Landfill Radio Tower	-	-	-	8,305.34								
Comm. Radio Batteries	-	-	21,180.00	-								
Comm. Radio Tower Microwave Install	-	-	-	-								
Mosquito Control GPS Spray Truck	-	-	1,975.00	-								
Mosquito Control Office Concrete	-	-	-	-								
Mosquito Control Spray Trucks (2)	-	-	-	-								
Mosquito Control Spray Unit	-	-	16,000.00	-								
Total	**-**	**16,506.46**	**40,604.50**	**8,305.34**	**-**	**-**	**-**	**-**	**-**	**-**	**-**	**-**

2024 Capital-Sheriff's Office

Capital Project/Purchase	Budget	Total Activity	Encumbrance	Amount Remaining	% Complete
SO Vehicle Replacement	54,523.00	-	-	54,523.00	0.00%
SO Fleet (2023 Carryover)	886,310.00	605,075.98	284,355.88	(3,121.86)	68.27%
Total	**940,833.00**	**605,075.98**	**284,355.88**	**51,401.14**	**64.31%**

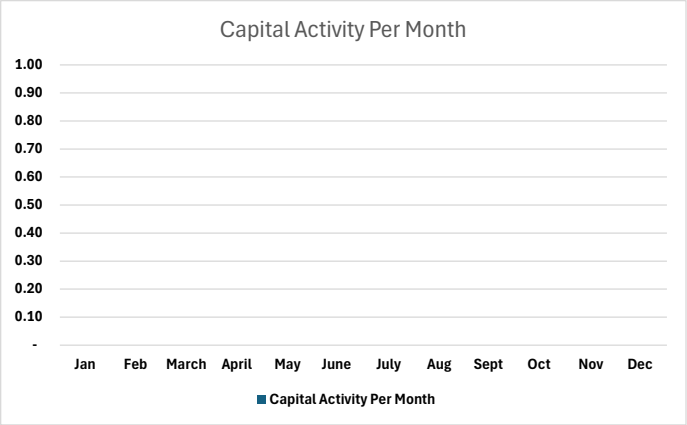

GL Account Information: 0300-669-4410 4/30/2024

Original Budget	Adjustments	Current Budget	Activity	Encumbrances	Reserves	Acct. Remaining
-	338,879.00	338,879.00	-	284,355.88	-	54,523.12

Capital Activity Per Month

Capital Project/Purchase	Jan	Feb	March	April	May	June	July	Aug	Sept	Oct	Nov	Dec
SO Vehicle Replacement												
SO Fleet (2023 Carryover)												
Total	-	-	-	-	-	-	-	-	-	-	-	-